

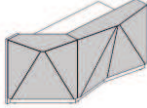
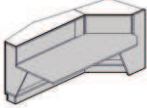


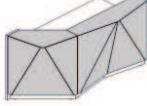
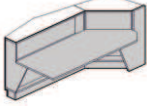


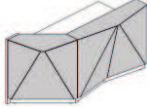
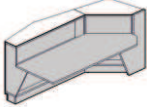




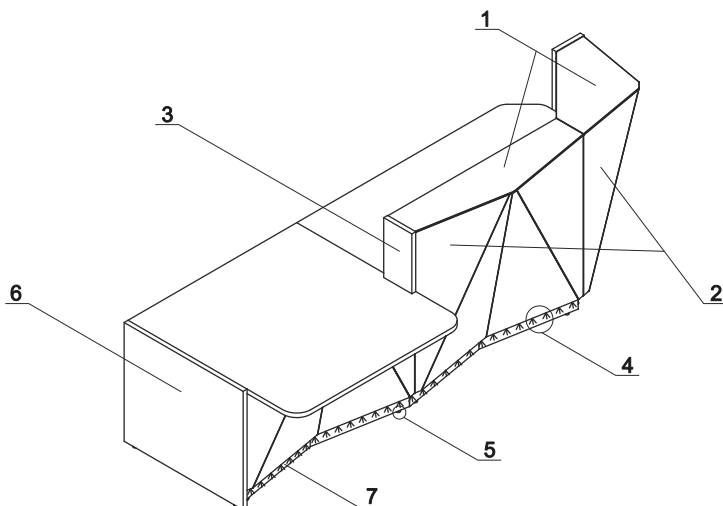


TECHNICAL SPECIFICATION

COLOURS

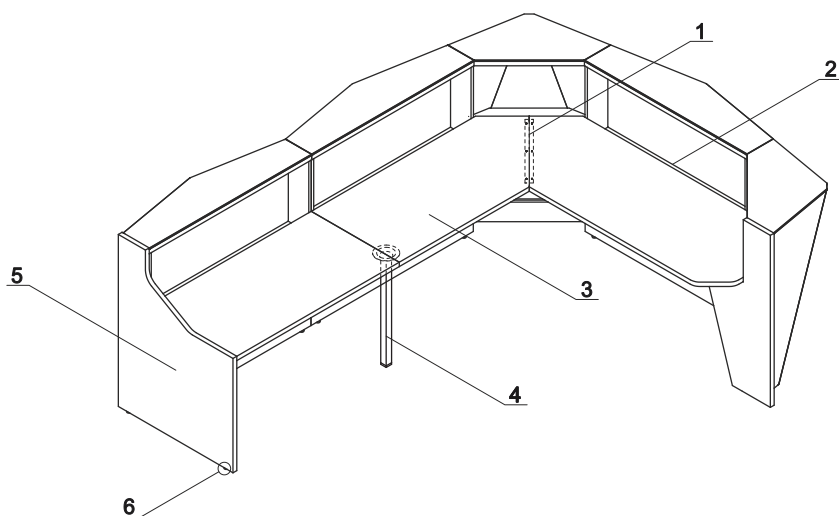
FRONT, COUNTER TOP, BODY, SUPPORTING LEG WHERE WORKTOPS CONNECT NG41

 67 WHITE PASTEL	 WHITE, TEMPERED GLASS		
 08 BLACK	 BLACK, TEMPERED GLASS		
 26 ALUMINUM SATINATO	 SILVER, TEMPERED GLASS		
 M009 ALUMINUM SEMI-MATTE	 M015 WHITE SEMI-MATTE	 M115 BLACK SEMI-MATTE	



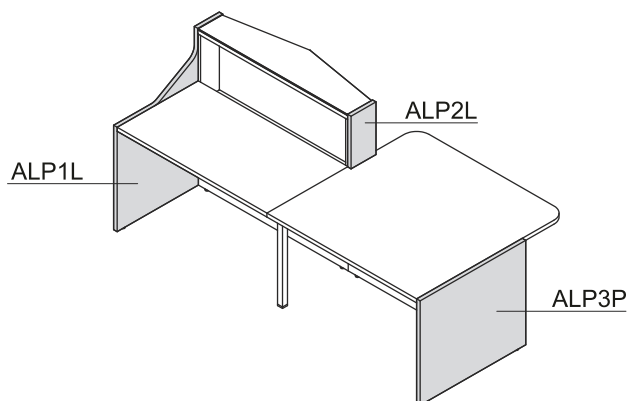
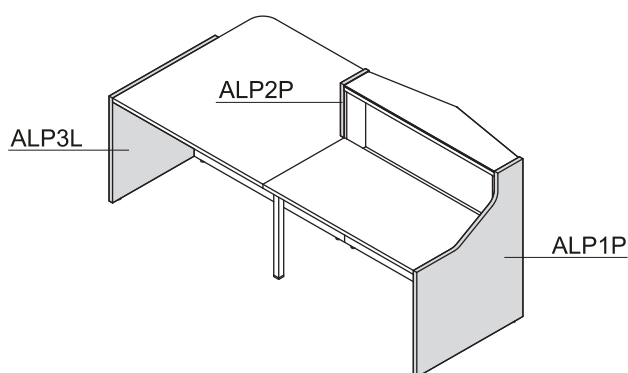
1. **Top** - MFC 28mm, tempered glass 8mm
2. **Front** - MFC 12mm + Glass LACOBEL 4mm
3. **Side panel linking low and high fronts** - MFC 28mm, PVC edge
4. **LED illumination** - at the full length of the reception desk, cold white color (verging on the blue shade)
5. **Leveling** - 5mm range
6. **Low side panel** - MFC 28mm, PVC edge
7. **Kick plate** - HPL - brushed aluminum

TECHNICAL SPECIFICATION

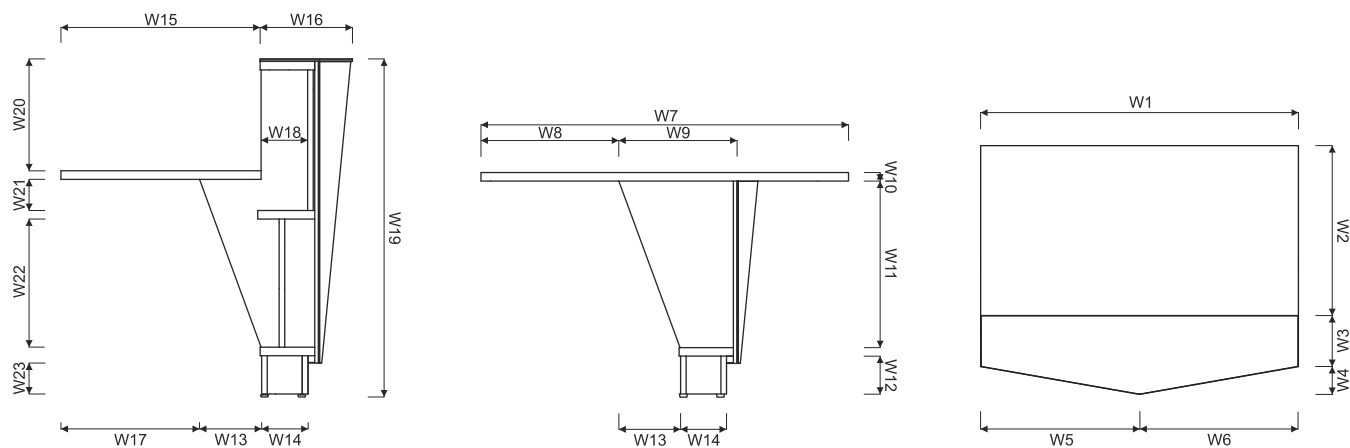


1. Fixing flat bar
2. Monitor shelf - MFC 28mm
3. Worktop - MFC 28mm, PVC edge
4. Supporting leg - NG41 - powder painted steel, required for connecting the tops
5. High side panel - MFC 28mm, PVC edge
6. Leveling - 5mm range

ENDING ELEMENTS APPLICATION

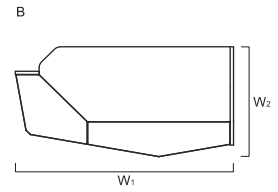
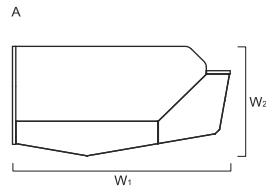
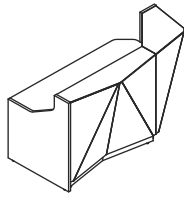


DIMENSIONS

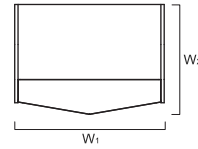
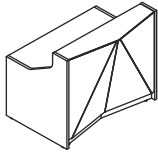


W1 - 1199mm | W2 - 650mm | W3 - 194mm | W4 - 106mm | W5 - 608mm | W6 - 608mm | W7 - 1200mm | W8 - 448mm | W9 - 353mm | W10 - 28mm |
W11 - 549mm | W12 - 125mm | W13 - 199mm | W14 - 150mm | W15 - 650mm | W16 - 300mm | W17 - 449mm | W18 - 151mm | W19 - 1106mm |
W20 - 366mm | W21 - 102mm | W22 - 424mm | W23 - 125mm

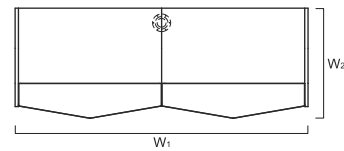
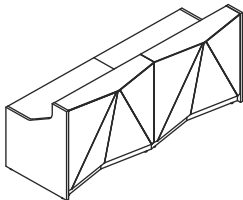
RECEPTION DESKS SYSTEMS



INDEX SYMBOL	DIMENSIONS [mm]									COMPONENTS
	W ₁	W ₂	D ₁	D ₂	H		kg	m ³	pcs	
A ALP04L	1835	946	-	-	1100		103.0	1.047	7	ALP18L+ALP1P
B ALP04P	1835	946	-	-	1100		103.0	1.047	7	ALP1L+ALP18P



INDEX SYMBOL	DIMENSIONS [mm]									COMPONENTS
	W ₁	W ₂	D ₁	D ₂	H		kg	m ³	pcs	
ALP05	1256	946	-	-	1100		76.5	0.782	5	ALP1L+ALP12+ALP1P



INDEX SYMBOL	DIMENSIONS [mm]									COMPONENTS
	W ₁	W ₂	D ₁	D ₂	H		kg	m ³	pcs	
ALP06	2456	946	-	-	1100		129.0	1.498	9	ALP1L+2xALP12+ALP1P+NG41

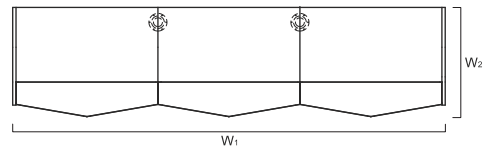
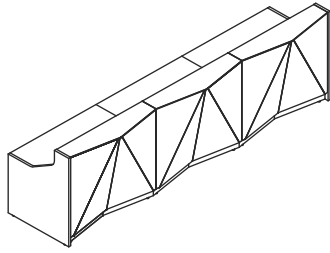
DESCRIPTION

- NET WEIGHT

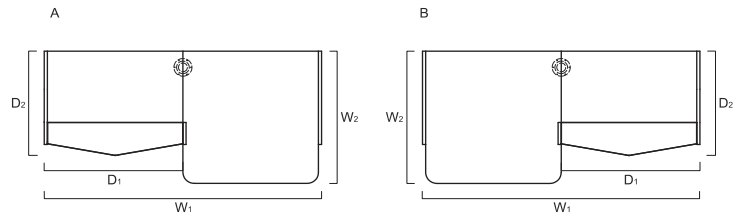
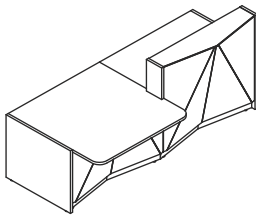
VOLUME

NUMBER OF PACKAGES

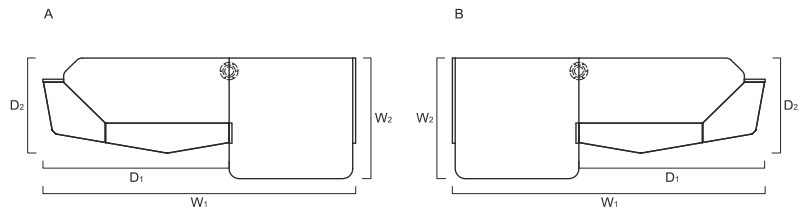
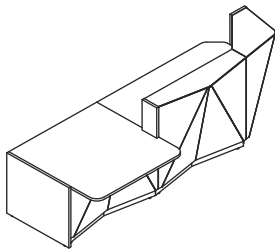
RECEPTION DESKS SYSTEMS



INDEX SYMBOL	DIMENSIONS [mm]										COMPONENTS
	W ₁	W ₂	D ₁	D ₂	H						
ALP07	3656	946	-	-	1100		181.5	2.214	13		ALP1L+3xALP12+ALP1P+2xNG41



INDEX SYMBOL	DIMENSIONS [mm]										COMPONENTS
	W ₁	W ₂	D ₁	D ₂	H						
A ALP21L	2456	1200	1228	950	1100		135.0	1.264	9		ALP3L+ALP11+ALP2P+ALP12+ALP1P+NG41
B ALP21P	2456	1200	1228	950	1100		135.0	1.264	9		ALP1L+ALP12+ALP2L+ALP11+ALP3P+NG41



INDEX SYMBOL	DIMENSIONS [mm]										COMPONENTS
	W ₁	W ₂	D ₁	D ₂	H						
A ALP22L	3034	1200	1806	950	1100		163.0	1.533	12		ALP3L+ALP11+ALP2P+ALP18P+NG41
B ALP22P	3034	1200	1806	950	1100		163.0	1.533	12		ALP18L+ALP2L+ALP11+ALP3P+NG41

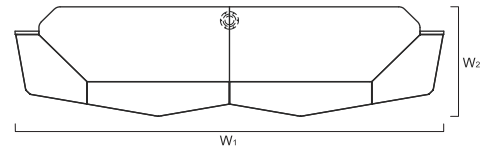
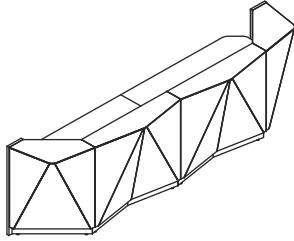
DESCRIPTION

- NET WEIGHT

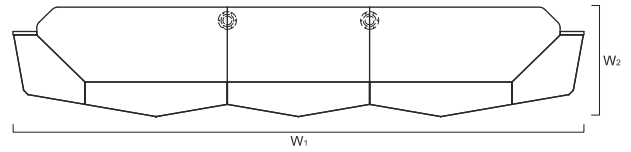
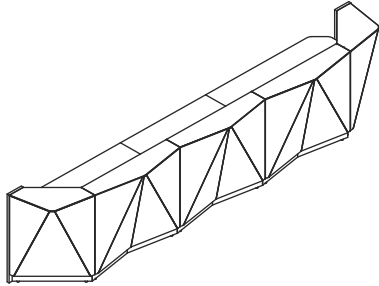
VOLUME

NUMBER OF PACKAGES

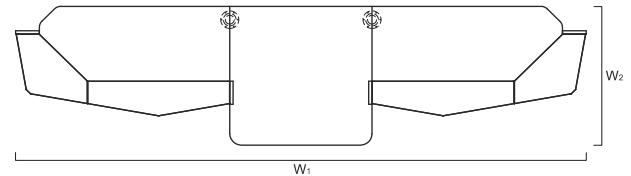
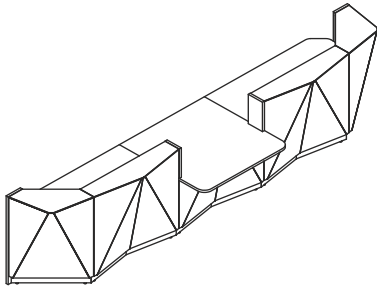
RECEPTION DESKS SYSTEMS



INDEX SYMBOL	DIMENSIONS [mm]									COMPONENTS
	W ₁	W ₂	D ₁	D ₂	H		kg	m ³	pcs	
ALP15	3613	946	-	-	1100		182.0	2.029	13	ALP18L+ALP18P+NG41



INDEX SYMBOL	DIMENSIONS [mm]									COMPONENTS
	W ₁	W ₂	D ₁	D ₂	H		kg	m ³	pcs	
ALP16	4813	946	-	-	1100		234.5	2.745	17	ALP18L+ALP12+ALP18P+2xNG41



INDEX SYMBOL	DIMENSIONS [mm]									COMPONENTS
	W ₁	W ₂	D ₁	D ₂	H		kg	m ³	pcs	
ALP25	4813	946	-	-	1100		244.5	2.530	19	ALP18L+ALP2L+ALP11+ALP2P+ALP18P+2xNG41

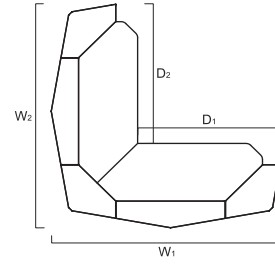
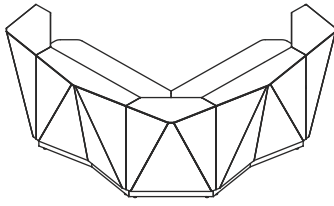
DESCRIPTION

- NET WEIGHT

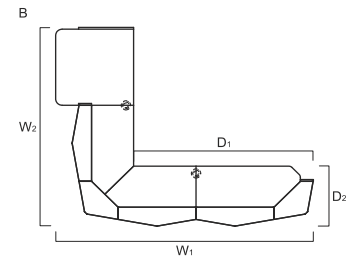
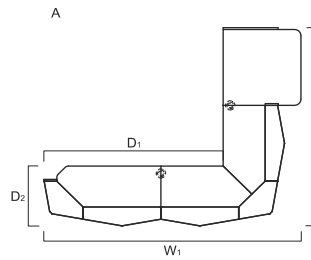
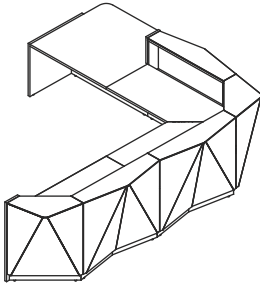
VOLUME

NUMBER OF PACKAGES

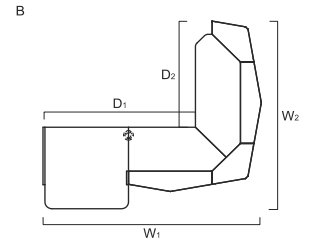
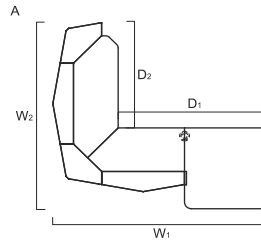
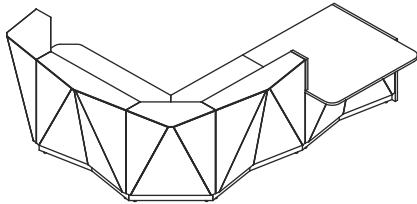
RECEPTION DESKS SYSTEMS



INDEX SYMBOL	DIMENSIONS [mm]						⚖️	📦	📦		COMPONENTS
	W ₁	W ₂	D ₁	D ₂	H						
ALP14	2514	2514	1568	1568	1100		210.5	2.307	14		



INDEX SYMBOL	DIMENSIONS [mm]						⚖️	📦	📦		COMPONENTS
	W ₁	W ₂	D ₁	D ₂	H						
A ALP24L	3967	3135	2768	950	1100		299.5	3.243	21		ALP3L+ALP11+ALP2P+ALP90+ ALP18P+2xNG41
B ALP24P	3967	3135	2768	950	1100		299.5	3.243	21		ALP18L+ALP90+ALP2L+ALP11+ ALP3P+2xNG41



INDEX SYMBOL	DIMENSIONS [mm]						⚖️	📦	📦		COMPONENTS
	W ₁	W ₂	D ₁	D ₂	H						
A ALP23L	3135	2767	2189	1568	1100		245.5	2.527	17		ALP3L+ALP11+ALP2P+ALP19P+ NG41
B ALP23P	3135	2767	2189	1568	1100		245.5	2.527	17		ALP19L+ALP2L+ALP11+ALP3P+ NG41

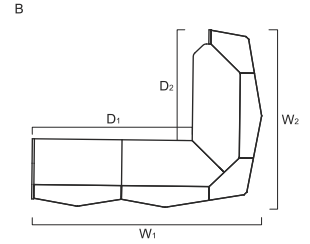
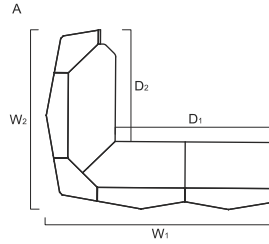
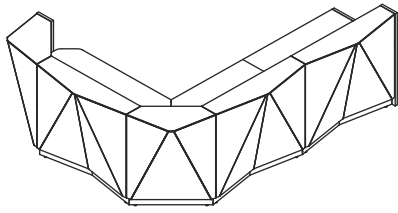
DESCRIPTION

⚖️ - NET WEIGHT

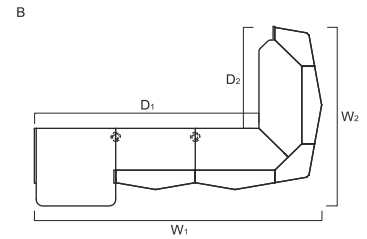
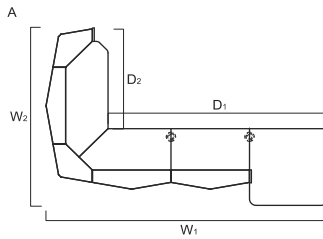
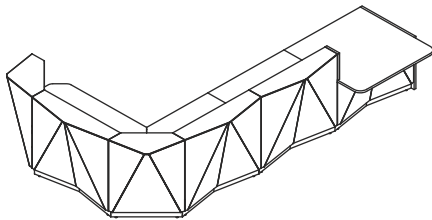
📦 VOLUME

📦 NUMBER OF PACKAGES

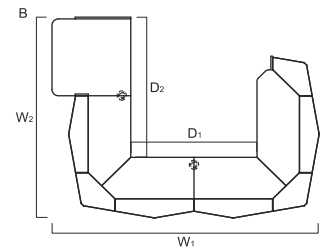
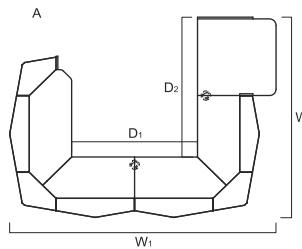
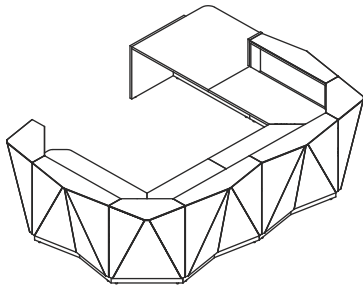
RECEPTION DESKS SYSTEMS



INDEX SYMBOL	DIMENSIONS [mm]						kg	m3	pcs	COMPONENTS
	W ₁	W ₂	D ₁	D ₂	H					
A ALP17L	3135	2514	2189	1568	1100		238.0	2.757	16	ALP19L+ALP12+ALP1P+NG41
B ALP17P	3135	2514	2189	1568	1100		238.0	2.757	16	ALP1L+ALP12+ALP19P+NG41



INDEX SYMBOL	DIMENSIONS [mm]						kg	m3	pcs	COMPONENTS
	W ₁	W ₂	D ₁	D ₂	H					
A ALP26L	4335	2767	3390	1568	1100		298.0	3.243	21	ALP3L+ALP11+ALP2P+ALP12+ALP19P+2xNG41
B ALP26P	4335	2767	3390	1568	1100		298.0	3.243	21	ALP19L+ALP12+ALP2L+ALP11+ALP3P+2xNG41






INDEX SYMBOL	DIMENSIONS [mm]						kg	m3	pcs	COMPONENTS
	W ₁	W ₂	D ₁	D ₂	H					
A ALP27L	3815	3135	1922	2189	1100		382.0	4.237	26	ALP3L+ALP11+ALP2P+ALP90+ALP19P+2xNG41
B ALP27P	3815	3135	1922	2189	1100		382.0	4.237	26	ALP19L+ALP90+ALP2L+ALP11+ALP3P+2xNG41

DESCRIPTION

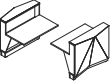
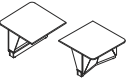
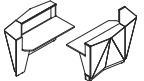
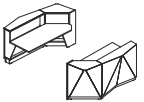
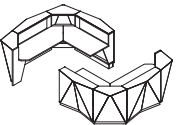
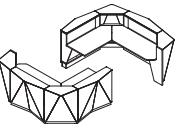
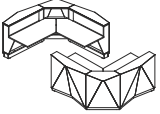
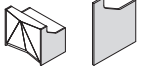
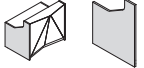


- NET WEIGHT

VOLUME

NUMBER OF PACKAGES

PRODUCT ILLUSTRATION	DIMENSIONS [mm]			INDEX SYMBOL						COMMENTS
	WIDTH	DEPTH	HEIGHT			kg	m3	pcs		


COMPOSITION ELEMENTS




	1200	946	1100	ALP12		50.5	0.714	3		
	1200	1200	740	ALP11		57.5	0.490	3		
	1806	946	1100	ALP18L		90.0	1.013	6		
	1806	946	1100	ALP18P		90.0	1.013	6		
	2514	1907	1100	ALP19L		172.5	2.007	11		
	2514	1907	1100	ALP19P		172.5	2.007	11		
	1907	1907	1100	ALP90		133.5	1.703	6		
	846	28	1100	ALP1L		13.0	0.034	1		side panel for high units -left
	846	28	1100	ALP1P		13.0	0.034	1		side panel for high units - right
	200	28	368	ALP2L		1.5	0.004	1		left upper side panel for combining low and high element
	200	28	368	ALP2P		1.5	0.004	1		right upper side panel for combining low and high element

DESCRIPTION

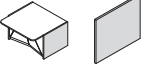


 - NET WEIGHT

 VOLUME

 NUMBER OF PACKAGES

PRODUCT ILLUSTRATION	DIMENSIONS [mm]			INDEX SYMBOL						COMMENTS
	WIDTH	DEPTH	HEIGHT			kg	m3	pcs		


COMPOSITION ELEMENTS

	846	28	730	ALP3L		12.0	0.024	1		left side panel for low unit
	846	28	730	ALP3P		12.0	0.024	1		right side panel for low unit
	40	40	712	NG41		2.0	0.002	1		square leg

DESCRIPTION

 - NET WEIGHT

 VOLUME

 NUMBER OF PACKAGES