



Cat5e  
Cat6  
Cat6a

# polarICE



The world's first fully user-customisable personal power and data module, not only bringing power and data to the desktop in a sleek 'ice-cool' package, but also allowing the desk user to easily customise the position, colour and even the shape, to suit their individual taste.

A super cool desktop power, data and AV unit with colour coordinated 'SnapOn-SnapOff' fascias.

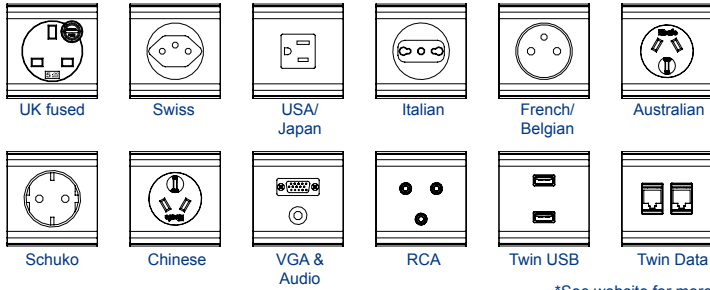
A virtually limitless range of fixing options is possible for ICE using one of the two adaptor mechanisms designed into the module. Using the Universal Adaptor option – a top-fix quick-release mechanism has been developed to allow units to be quickly fixed and subsequently moved on, or removed from, the desktop without requiring access under the desk.

As standard in white, the ICE has 'SnapOn-SnapOff' frames allowing the user to change the unit colour scheme at any time, whether monochrome or multicoloured.

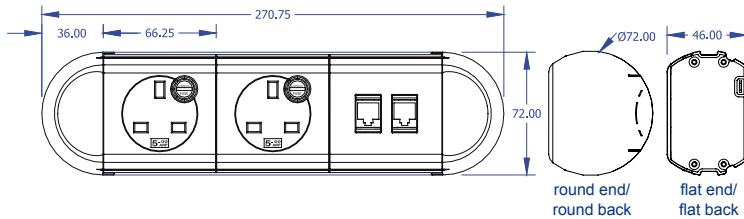
As well as 'SnapOn-SnapOff' frames, ICE has been designed to allow shape customisation, either before or after the unit is installed. The changes allow ICE to match the overall workplace scheme – with flat, rounded or even custom-made endcaps.

All Office Electrics products are manufactured to enable compliance with BS6396 or BS7671 where relevant. UK sockets incorporate fuses as standard with colour coded inserts indicating fuse rating. Unfused sockets may be specified where applicable.

## Common Modular Components\*



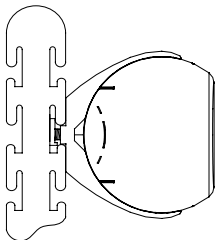
\*See website for more



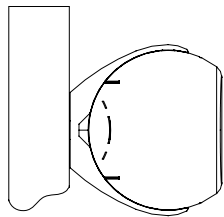
## Standard Fixings

- QRB Quick Release Bracket 13 - 45mm
- ICB Clamp Bracket 5-35mm
- EIB Extended Clamp Bracket 25 - 55mm
- TRA Toolrail Adaptor\*
- PMA Panel Mount Adapter

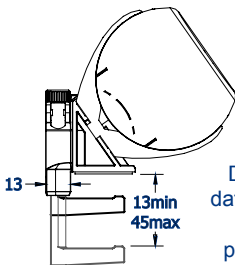
\*Please call to confirm screen/toolrail compatibility



TRA - Tool rail fixing\*

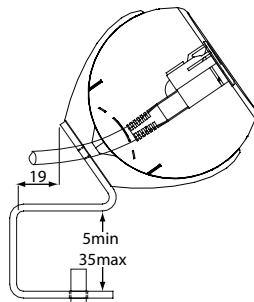


PMA - Panel mount adaptor



QRB - Quick release top-fix clamp

Data fascias allow data cabling to pass straight through polarICE, ensuring the integrity of cables which have a minimum bend radii (CAT5e, CAT6, etc)



ICB - Steel clamp fixing

## Features

### Configuration:

Power only / Data only / Combined (Power & Data/AV)  
Internal segregation between Power and Data/AV in combined polarICE

### Insulation:

Earthed aluminium casing with fire retardant ABS fascias. Internal 2000V protective membrane is incorporated to give additional insulation/protection.

### Earth Bonding:

Discreet 'easy-connect' earth terminal in endcap of unit as standard via female push-on.

### Fusing: (to enable compliance to BS6396)

5 x 20mm anti-surge ceramic fuses, with colour-coded fuseclips to denote the rating (3.15A/5A)

### Security:

Anti-Flex system: A unique full length locking system, which guarantees unit integrity, regardless of the length of the unit.

### Testing:

100% testing - continuity, polarity, insulation & earth

### Soft Wiring (power)

Power hardwired to Wieland ST/GST connector allows starter cables to be changed to suit requirements, especially useful during moves and changes (CHURN)

### Soft Wired Data

As well as soft-wired power, polarICE can accommodate soft wired data. Using our inline couplers, data cables can be changed "on-site" to accommodate changes in length often associated with churn. Where keystone sockets are used, our unique colour coded range of adaptors allow keystone sockets to be fitted 'flush'.

### Soft Fixing

polarICE is designed to allow brackets to be changed on-site. Unless stated otherwise, polarICE can simply be moved (using the same brkt) or attached to another feature on the desk simply by changing the bracket

### COLOUR

As standard in white, the ICE has 'SnapOn-SnapOff' frames allowing the user to change the unit colour scheme at any time, whether monochrome or multicoloured.

